



## NOOR

Domus Line  
design

### Applique for bathroom mirror with dual use bracket

#### Materials:

PMMA, thermoplastic polymers

#### Finish:

chrome plated

#### Light source:

LED SMD module

#### Connector:

cut-off cable

#### Wiring:

300mm

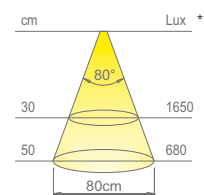

#### Application type:

bathroom mirrors

#### Installation:

“dual use” on mirror profile, on the edge of the mirror

**NOOR** is a mirror luminaire with built-in power supply. The luminaire **body is in PMMA** with polished chrome finish and the **“dual use” fixing brackets** allows for installation on profile or on the edge of the mirror unit, maximum 6 mm thick. The special diffuser design offers total light projection on all sides.



\* values referring to NOOR 400mm

<b>Colour appearance</b>	natural white
<b>Colour temperature</b>	3800 K
<b>Luminous efficiency</b>	65 lm/W
<b>CRI</b>	Ra ≥ 85



**NOOR**

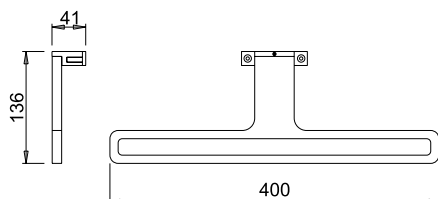
CE □ IP44 🏠

for installation on mirrors

Code	Length	Watt & Volt	Light colour	Finish
1379309N	400mm	6W @ 230Vac	natural white	chrome plated

**BUILT-IN LED CONVERTER.**

230V



**DUAL USE BRACKET**

NOOR comes with integrated LED converter and a special **“dual use” bracket** for fitting on the profile or on the edge of the mirror with a maximum thickness of 6mm.



**FINISHES**



**CHROME PLATED** (code 09)